

Learn at Home Packet

BULLDOGS

RICHMOND HILL ELEMENTARY SCHOOL



Kindergarten

I Am

Highlight the word
with the **m** sound
and the picture
whose name begins
with the **m** sound.



I am the




AUDIO

Audio with
Highlighting



ANNOTATE



I am the .

I am the .

Underline the
pictures whose
names begin with
the t sound.



I am the



.

Consonants Mm and Tt





MY TURN


Write and read



map



10

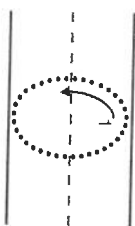


Directions Remind students that the letter *m* makes the sound /m/ and the letter *t* makes the sound /t/. Have students name each picture. Then have them write the word for the picture. Finally, have them read the words.

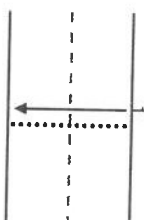
Try-Discuss-Connect

NAME: _____

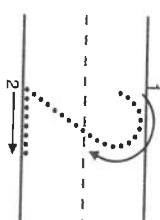
0



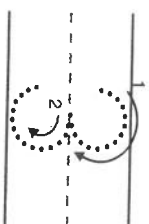
1



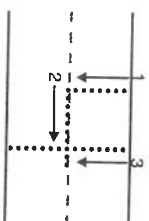
2



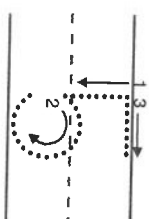
3



4



5


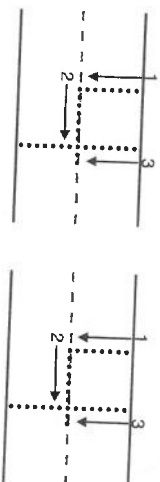
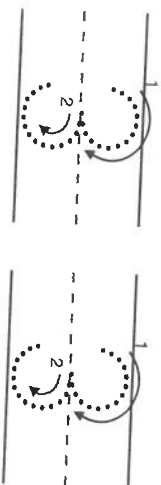
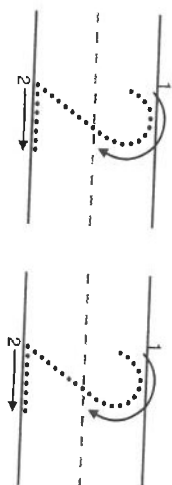




Make sense of the problem: *These are the numbers 0, 1, 2, 3, 4, and 5. How can you make each number using different materials? Have children use their finger or a pencil to trace each number.*



How can you describe what each number looks like?


Mystery Match Activity



Have children show numbers using counters and a 5-frame. Then have them make the number using materials of their choice. If the numbers match, have children trace each number on their workmat.

Lesson 4 Count, Show, and Write Numbers to 5

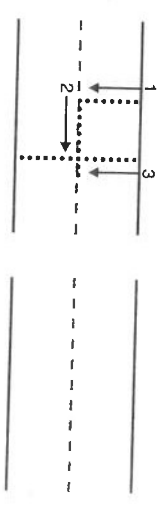

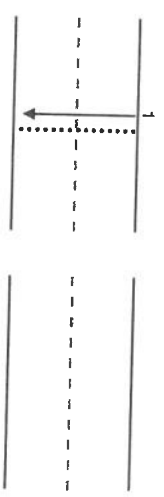
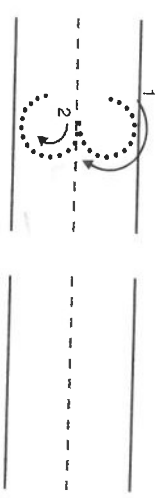

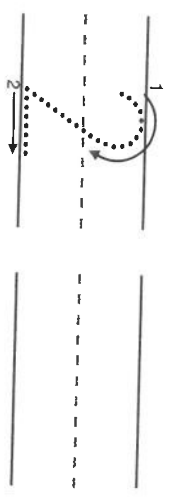
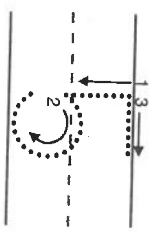
How did you write each number?



Practice

Write 




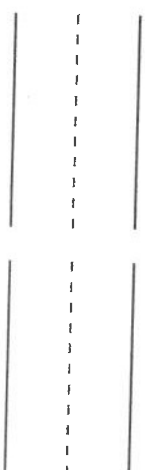
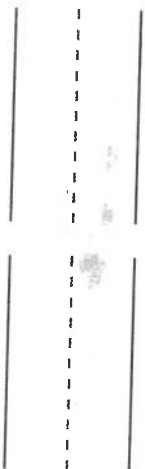
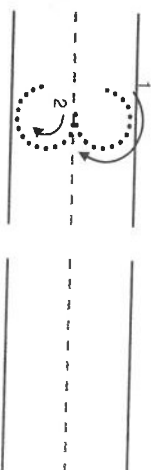

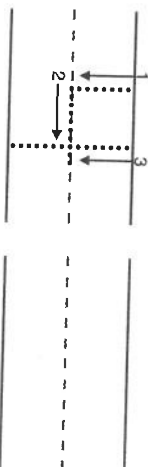
Example



Ask children to count the counters in each group. Then have them trace and write the number of counters in each group.

Practice

Write 



Ask children to count the counters in each group. Then have them trace or write the number of counters in each group.

Lesson 4 Count, Show, and Write Numbers to 5